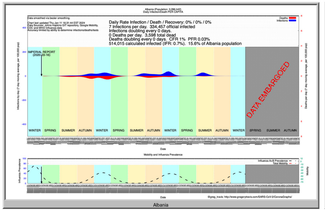
Albania (Population: 3,286,000)
Daily Rate Infection / Death / Recovery: 0% / 0% / 0%
0 Infections per day. 304,407 official infected
Infections doubling every 0 days.
0 Deaths per day. 12,003 total dead.
Deaths doubling every 0 days. CFR 1%. PFR 0.03%.
314,015 calculated infected (PFR: 0.7%). 10.9% of Albania population
DATA EMBARGOED
Albania

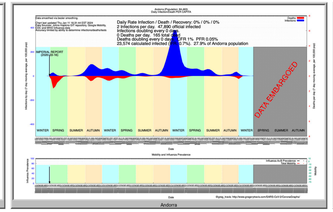
Andorra (Population: 84,000)
Daily Rate Infection / Death / Recovery: 0% / 0% / 0%
0 Infections per day. 47,906 official infected
Infections doubling every 0 days.
0 Deaths per day. 157 total dead.
Deaths doubling every 0 days. CFR 1%. PFR 0.03%.
23,574 calculated infected (PFR: 0.7%). 27.9% of Andorra population
DATA EMBARGOED
Andorra


Armenia (Population: 3,238,000)
Daily Rate Infection / Death / Recovery: 0% / 0% / 0%
0 Infections per day. 447,208 official infected
Infections doubling every 0 days.
0 Deaths per day. 7,836 total dead.
Deaths doubling every 0 days. CFR 1%. PFR 0.03%.
1,246,851 calculated infected (PFR: 0.7%). 38.2% of Armenia population
DATA EMBARGOED
Armenia

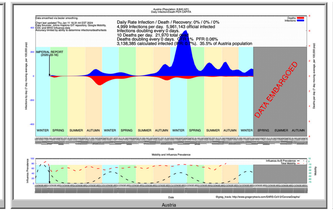
Austria (Population: 8,847,000)
Daily Rate Infection / Death / Recovery: 0% / 0% / 0%
0 Infections per day. 5,861,143 official infected
Infections doubling every 0 days.
0 Deaths per day. 16,714 total dead.
Deaths doubling every 0 days. CFR 1%. PFR 0.04%.
3,138,385 calculated infected (PFR: 0.7%). 35.5% of Austria population
DATA EMBARGOED
Austria


Azerbaijan (Population: 9,949,000)
Daily Rate Infection / Death / Recovery: 0% / 0% / 0%
0 Infections per day. 839,825 official infected
Infections doubling every 0 days.
0 Deaths per day. 10,115 total dead.
Deaths doubling every 0 days. CFR 1%. PFR 0.03%.
1,448,229 calculated infected (PFR: 0.7%). 14.6% of Azerbaijan population
DATA EMBARGOED
Azerbaijan


Belarus (Population: 10,409,000)
Daily Rate Infection / Death / Recovery: 0% / 0% / 0%
0 Infections per day. 984,021 official infected
Infections doubling every 0 days.
0 Deaths per day. 6,158,365 total dead.
Deaths doubling every 0 days. CFR 1%. PFR 0.07%.
1,016,730 calculated infected (PFR: 0.7%). 9.9% of Belarus population
DATA EMBARGOED
Belarus

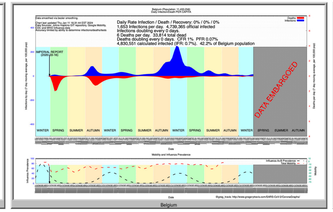
Belgium (Population: 11,455,000)
Daily Rate Infection / Death / Recovery: 0% / 0% / 0%
0 Infections per day. 4,653,350 official infected
Infections doubling every 0 days.
0 Deaths per day. 4,158,365 total dead.
Deaths doubling every 0 days. CFR 1%. PFR 0.07%.
4,830,551 calculated infected (PFR: 0.7%). 42.2% of Belgium population
DATA EMBARGOED
Belgium


Bosnia and Herzegovina (Population: 3,238,000)
Daily Rate Infection / Death / Recovery: 0% / 0% / 0%
0 Infections per day. 451,729 official infected
Infections doubling every 0 days.
0 Deaths per day. 7,836 total dead.
Deaths doubling every 0 days. CFR 1%. PFR 0.08%.
2,325,529 calculated infected (PFR: 0.7%). 71.8% of Bosnia and Herzegovina population
DATA EMBARGOED
Bosnia and Herzegovina

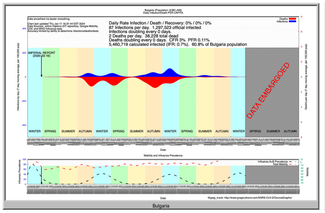
Bulgaria (Population: 7,364,000)
Daily Rate Infection / Death / Recovery: 0% / 0% / 0%
0 Infections per day. 1,297,023 official infected
Infections doubling every 0 days.
0 Deaths per day. 12,003 total dead.
Deaths doubling every 0 days. CFR 1%. PFR 0.11%.
5,460,718 calculated infected (PFR: 0.7%). 60.8% of Bulgaria population
DATA EMBARGOED
Bulgaria

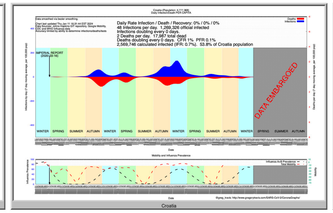
Croatia (Population: 4,171,000)
Daily Rate Infection / Death / Recovery: 0% / 0% / 0%
0 Infections per day. 1,297,023 official infected
Infections doubling every 0 days.
0 Deaths per day. 12,003 total dead.
Deaths doubling every 0 days. CFR 1%. PFR 0.11%.
2,569,748 calculated infected (PFR: 0.7%). 53.8% of Croatia population
DATA EMBARGOED
Croatia

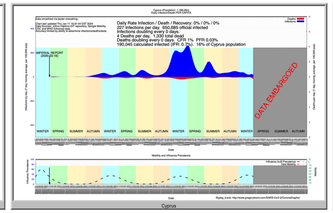
Cyprus (Population: 1,396,000)
Daily Rate Infection / Death / Recovery: 0% / 0% / 0%
0 Infections per day. 450,268 official infected
Infections doubling every 0 days.
0 Deaths per day. 1,618 total dead.
Deaths doubling every 0 days. CFR 1%. PFR 0.03%.
190,040 calculated infected (PFR: 0.7%). 14% of Cyprus population
DATA EMBARGOED
Cyprus


Czechia (Population: 10,693,000)
Daily Rate Infection / Death / Recovery: 0% / 0% / 0%
0 Infections per day. 4,618,936 official infected
Infections doubling every 0 days.
0 Deaths per day. 15,714 total dead.
Deaths doubling every 0 days. CFR 1%. PFR 0.11%.
6,069,880 calculated infected (PFR: 0.7%). 56.8% of Czechia population
DATA EMBARGOED
Czechia

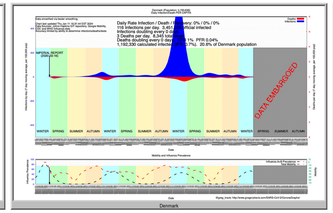
Denmark (Population: 5,763,000)
Daily Rate Infection / Death / Recovery: 0% / 0% / 0%
0 Infections per day. 1,401,270 official infected
Infections doubling every 0 days.
0 Deaths per day. 5,873 total dead.
Deaths doubling every 0 days. CFR 1%. PFR 0.04%.
1,182,330 calculated infected (PFR: 0.7%). 20.5% of Denmark population
DATA EMBARGOED
Denmark

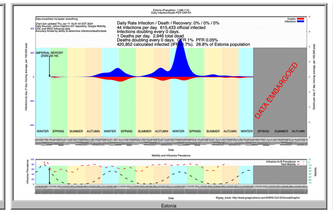
Estonia (Population: 1,326,000)
Daily Rate Infection / Death / Recovery: 0% / 0% / 0%
0 Infections per day. 614,400 official infected
Infections doubling every 0 days.
0 Deaths per day. 1,309 total dead.
Deaths doubling every 0 days. CFR 1%. PFR 0.03%.
420,652 calculated infected (PFR: 0.7%). 29.8% of Estonia population
DATA EMBARGOED
Estonia

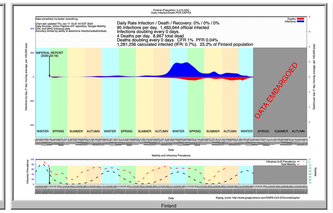
Finland (Population: 5,513,000)
Daily Rate Infection / Death / Recovery: 0% / 0% / 0%
0 Infections per day. 1,402,044 official infected
Infections doubling every 0 days.
0 Deaths per day. 2,618 total dead.
Deaths doubling every 0 days. CFR 1%. PFR 0.04%.
1,281,256 calculated infected (PFR: 0.7%). 23.2% of Finland population
DATA EMBARGOED
Finland

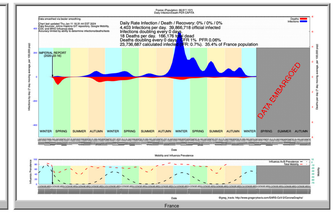
France (Population: 65,011,000)
Daily Rate Infection / Death / Recovery: 0% / 0% / 0%
0 Infections per day. 35,964,118 official infected
Infections doubling every 0 days.
0 Deaths per day. 44,814 total dead.
Deaths doubling every 0 days. CFR 1%. PFR 0.06%.
23,736,667 calculated infected (PFR: 0.7%). 36.4% of France population
DATA EMBARGOED
France

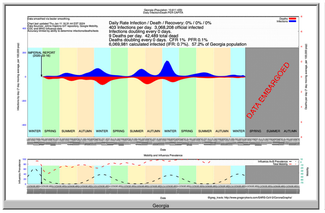
Georgia (Population: 3,912,000)
Daily Rate Infection / Death / Recovery: 0% / 0% / 0%
403 Infections per day. 1,268,208 official infected
Infections doubling every 0 days.
0 Deaths per day. 12,408 total dead.
Deaths doubling every 0 days. CFR 1%. PFR 0.03%.
2,069,981 calculated infected (PFR: 0.7%). 57.2% of Georgia population
DATA EMBARGOED
Georgia

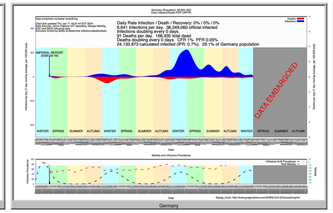
Germany (Population: 83,783,942)
Daily Rate Infection / Death / Recovery: 0% / 0% / 0%
8,641 Infections per day. 26,248,060 official infected
Infections doubling every 0 days.
0 Deaths per day. 111,918 total dead.
Deaths doubling every 0 days. CFR 1%. PFR 0.04%.
24,133,873 calculated infected (PFR: 0.7%). 29.1% of Germany population
DATA EMBARGOED
Germany

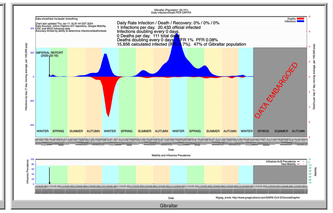
Gibraltar (Population: 34,000)
Daily Rate Infection / Death / Recovery: 0% / 0% / 0%
0 Infections per day. 20,400 official infected
Infections doubling every 0 days.
0 Deaths per day. 111 total dead.
Deaths doubling every 0 days. CFR 1%. PFR 0.08%.
15,856 calculated infected (PFR: 0.7%). 47% of Gibraltar population
DATA EMBARGOED
Gibraltar

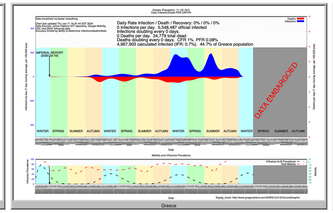
Greece (Population: 10,341,000)
Daily Rate Infection / Death / Recovery: 0% / 0% / 0%
0 Infections per day. 5,048,487 official infected
Infections doubling every 0 days.
0 Deaths per day. 7,518 total dead.
Deaths doubling every 0 days. CFR 1%. PFR 0.07%.
4,967,300 calculated infected (PFR: 0.7%). 44.7% of Greece population
DATA EMBARGOED
Greece

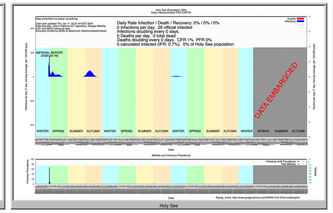
Holy See (Population: 825,000)
Daily Rate Infection / Death / Recovery: 0% / 0% / 0%
0 Infections per day. 26 official infected
Infections doubling every 0 days.
0 Deaths per day. 0 total dead.
Deaths doubling every 0 days. CFR 1%. PFR 0%.
0 calculated infected (PFR: 0.7%). 0% of Holy See population
DATA EMBARGOED
Holy See

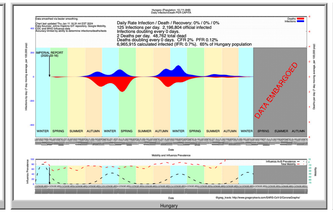
Hungary (Population: 10,175,000)
Daily Rate Infection / Death / Recovery: 0% / 0% / 0%
103 Infections per day. 2,196,904 official infected
Infections doubling every 0 days.
0 Deaths per day. 48,703 total dead.
Deaths doubling every 0 days. CFR 1%. PFR 0.12%.
6,965,915 calculated infected (PFR: 0.7%). 68% of Hungary population
DATA EMBARGOED
Hungary

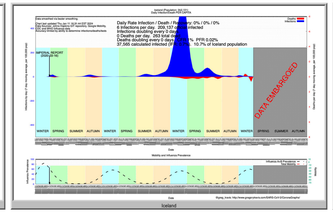
Iceland (Population: 320,000)
Daily Rate Infection / Death / Recovery: 0% / 0% / 0%
0 Infections per day. 283,127 official infected
Infections doubling every 0 days.
0 Deaths per day. 350 total dead.
Deaths doubling every 0 days. CFR 1%. PFR 0.09%.
37,595 calculated infected (PFR: 0.7%). 10.7% of Iceland population
DATA EMBARGOED
Iceland

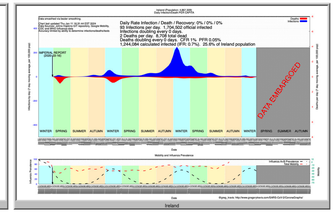
Ireland (Population: 4,882,000)
Daily Rate Infection / Death / Recovery: 0% / 0% / 0%
93 Infections per day. 1,724,501 official infected
Infections doubling every 0 days.
0 Deaths per day. 5,758 total dead.
Deaths doubling every 0 days. CFR 1%. PFR 0.12%.
1,244,084 calculated infected (PFR: 0.7%). 25.5% of Ireland population
DATA EMBARGOED
Ireland

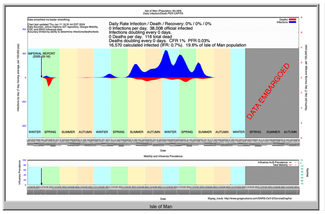
Isle of Man (Population: 85,000)
Daily Rate Infection / Death / Recovery: 0% / 0% / 0%
0 Infections per day. 38,006 official infected
Infections doubling every 0 days.
0 Deaths per day. 119 total dead.
Deaths doubling every 0 days. CFR 1%. PFR 0.03%.
16,570 calculated infected (PFR: 0.7%). 19.9% of Isle of Man population
DATA EMBARGOED
Isle of Man

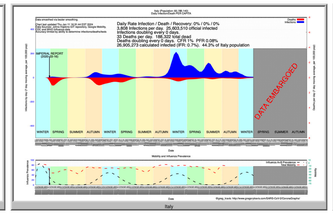
Italy (Population: 60,262,000)
Daily Rate Infection / Death / Recovery: 0% / 0% / 0%
3,808 Infections per day. 25,803,510 official infected
Infections doubling every 0 days.
0 Deaths per day. 198,320 total dead.
Deaths doubling every 0 days. CFR 1%. PFR 0.09%.
26,905,273 calculated infected (PFR: 0.7%). 44.2% of Italy population
DATA EMBARGOED
Italy

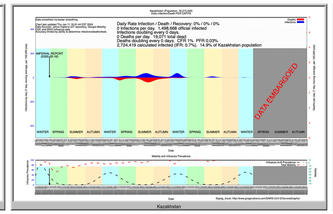
Kazakhstan (Population: 18,272,000)
Daily Rate Infection / Death / Recovery: 0% / 0% / 0%
0 Infections per day. 1,466,868 official infected
Infections doubling every 0 days.
0 Deaths per day. 18,072 total dead.
Deaths doubling every 0 days. CFR 1%. PFR 0.09%.
2,724,418 calculated infected (PFR: 0.7%). 14.9% of Kazakhstan population
DATA EMBARGOED
Kazakhstan

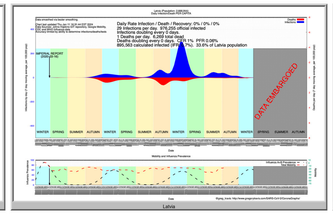
Latvia (Population: 2,000,000)
Daily Rate Infection / Death / Recovery: 0% / 0% / 0%
0 Infections per day. 976,255 official infected
Infections doubling every 0 days.
0 Deaths per day. 4,058 total dead.
Deaths doubling every 0 days. CFR 1%. PFR 0.09%.
890,563 calculated infected (PFR: 0.7%). 33.6% of Latvia population
DATA EMBARGOED
Latvia

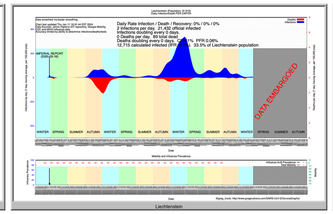
Liechtenstein (Population: 37,000)
Daily Rate Infection / Death / Recovery: 0% / 0% / 0%
2 Infections per day. 21,430 official infected
Infections doubling every 0 days.
0 Deaths per day. 0 total dead.
Deaths doubling every 0 days. CFR 1%. PFR 0.08%.
12,710 calculated infected (PFR: 0.7%). 33.5% of Liechtenstein population
DATA EMBARGOED
Liechtenstein

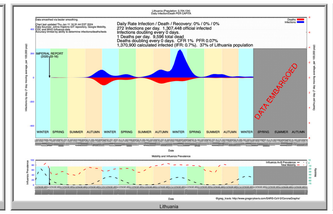
Lithuania (Population: 2,722,000)
Daily Rate Infection / Death / Recovery: 0% / 0% / 0%
272 Infections per day. 1,307,448 official infected
Infections doubling every 0 days.
0 Deaths per day. 9,098 total dead.
Deaths doubling every 0 days. CFR 1%. PFR 0.07%.
1,370,960 calculated infected (PFR: 0.7%). 57% of Lithuania population
DATA EMBARGOED
Lithuania

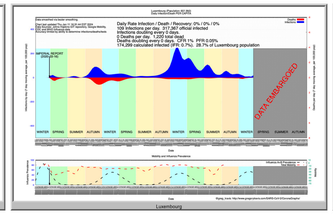
Luxembourg (Population: 601,000)
Daily Rate Infection / Death / Recovery: 0% / 0% / 0%
109 Infections per day. 717,957 official infected
Infections doubling every 0 days.
0 Deaths per day. 1,220 total dead.
Deaths doubling every 0 days. CFR 1%. PFR 0.09%.
174,268 calculated infected (PFR: 0.7%). 28.7% of Luxembourg population
DATA EMBARGOED
Luxembourg

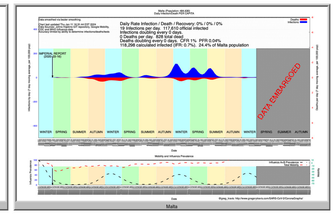
Malta (Population: 493,000)
Daily Rate Infection / Death / Recovery: 0% / 0% / 0%
16 Infections per day. 717,910 official infected
Infections doubling every 0 days.
0 Deaths per day. 609 total dead.
Deaths doubling every 0 days. CFR 1%. PFR 0.04%.
119,298 calculated infected (PFR: 0.7%). 24.4% of Malta population
DATA EMBARGOED
Malta

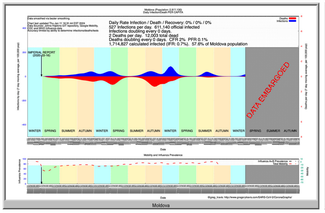
Moldova (Population: 3,513,000)
Daily Rate Infection / Death / Recovery: 0% / 0% / 0%
0 Infections per day. 1,297,023 official infected
Infections doubling every 0 days.
0 Deaths per day. 12,003 total dead.
Deaths doubling every 0 days. CFR 1%. PFR 0.11%.
1,714,857 calculated infected (PFR: 0.7%). 37.9% of Moldova population
DATA EMBARGOED
Moldova

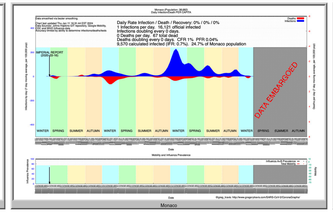
Monaco (Population: 39,000)
Daily Rate Infection / Death / Recovery: 0% / 0% / 0%
0 Infections per day. 47,906 official infected
Infections doubling every 0 days.
0 Deaths per day. 157 total dead.
Deaths doubling every 0 days. CFR 1%. PFR 0.04%.
2,570 calculated infected (PFR: 0.7%). 34.7% of Monaco population
DATA EMBARGOED
Monaco

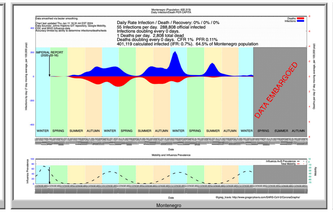
Montenegro (Population: 628,000)
Daily Rate Infection / Death / Recovery: 0% / 0% / 0%
0 Infections per day. 1,297,023 official infected
Infections doubling every 0 days.
0 Deaths per day. 2,808 total dead.
Deaths doubling every 0 days. CFR 1%. PFR 0.11%.
461,119 calculated infected (PFR: 0.7%). 84.2% of Montenegro population
DATA EMBARGOED
Montenegro

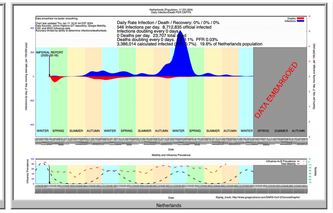
Netherlands (Population: 17,135,000)
Daily Rate Infection / Death / Recovery: 0% / 0% / 0%
0 Infections per day. 6,000,000 official infected
Infections doubling every 0 days.
0 Deaths per day. 23,757 total dead.
Deaths doubling every 0 days. CFR 1%. PFR 0.03%.
3,385,514 calculated infected (PFR: 0.7%). 19.8% of Netherlands population
DATA EMBARGOED
Netherlands

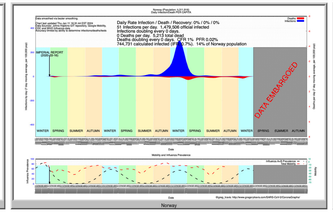
Norway (Population: 5,311,000)
Daily Rate Infection / Death / Recovery: 0% / 0% / 0%
0 Infections per day. 1,297,023 official infected
Infections doubling every 0 days.
0 Deaths per day. 5,073 total dead.
Deaths doubling every 0 days. CFR 1%. PFR 0.04%.
744,701 calculated infected (PFR: 0.7%). 14% of Norway population
DATA EMBARGOED
Norway


Poland (Population: 38,625,000)
Daily Rate Infection / Death / Recovery: 0% / 0% / 0%
0 Infections per day. 5,382,960 official infected
Infections doubling every 0 days.
0 Deaths per day. 118,010 total dead.
Deaths doubling every 0 days. CFR 1%. PFR 0.08%.
17,000,253 calculated infected (PFR: 0.7%). 44% of Poland population
DATA EMBARGOED
Poland

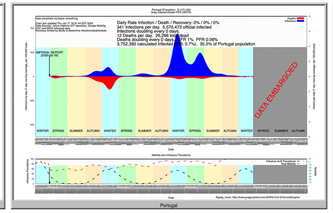
Portugal (Population: 10,113,000)
Daily Rate Infection / Death / Recovery: 0% / 0% / 0%
0 Infections per day. 1,297,023 official infected
Infections doubling every 0 days.
0 Deaths per day. 26,266 total dead.
Deaths doubling every 0 days. CFR 1%. PFR 0.08%.
3,750,390 calculated infected (PFR: 0.7%). 36.9% of Portugal population
DATA EMBARGOED
Portugal

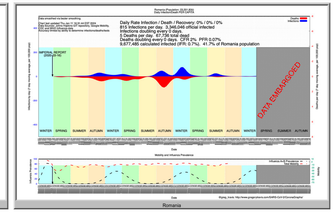
Romania (Population: 19,401,000)
Daily Rate Infection / Death / Recovery: 0% / 0% / 0%
0 Infections per day. 1,297,023 official infected
Infections doubling every 0 days.
0 Deaths per day. 47,736 total dead.
Deaths doubling every 0 days. CFR 1%. PFR 0.02%.
9,017,065 calculated infected (PFR: 0.7%). 46.7% of Romania population
DATA EMBARGOED
Romania

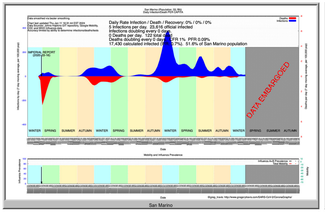
San Marino (Population: 34,000)
Daily Rate Infection / Death / Recovery: 0% / 0% / 0%
0 Infections per day. 47,906 official infected
Infections doubling every 0 days.
0 Deaths per day. 122 total dead.
Deaths doubling every 0 days. CFR 1%. PFR 0.08%.
17,426 calculated infected (PFR: 0.7%). 51.8% of San Marino population
DATA EMBARGOED
San Marino


Serbia (Population: 7,124,000)
Daily Rate Infection / Death / Recovery: 0% / 0% / 0%
0 Infections per day. 1,297,023 official infected
Infections doubling every 0 days.
0 Deaths per day. 17,881 total dead.
Deaths doubling every 0 days. CFR 1%. PFR 0.08%.
2,504,701 calculated infected (PFR: 0.7%). 35% of Serbia population
DATA EMBARGOED
Serbia


Slovakia (Population: 5,455,000)
Daily Rate Infection / Death / Recovery: 0% / 0% / 0%
0 Infections per day. 1,297,023 official infected
Infections doubling every 0 days.
0 Deaths per day. 31,035 total dead.
Deaths doubling every 0 days. CFR 1%. PFR 0.11%.
3,005,130 calculated infected (PFR: 0.7%). 55.1% of Slovakia population
DATA EMBARGOED
Slovakia


Slovenia (Population: 2,113,000)
Daily Rate Infection / Death / Recovery: 0% / 0% / 0%
0 Infections per day. 1,297,023 official infected
Infections doubling every 0 days.
0 Deaths per day. 7,078 total dead.
Deaths doubling every 0 days. CFR 1%. PFR 0.08%.
1,011,231 calculated infected (PFR: 0.7%). 48.8% of Slovenia population
DATA EMBARGOED
Slovenia


Spain (Population: 46,754,000)
Daily Rate Infection / Death / Recovery: 0% / 0% / 0%
0 Infections per day. 1,297,023 official infected
Infections doubling every 0 days.
14 Deaths per day. 116,476 total dead.
Deaths doubling every 0 days. CFR 1%. PFR 0.08%.
17,066,688 calculated infected (PFR: 0.7%). 36.5% of Spain population
DATA EMBARGOED
Spain


Sweden (Population: 10,099,000)
Daily Rate Infection / Death / Recovery: 0% / 0% / 0%
0 Infections per day. 1,297,023 official infected
Infections doubling every 0 days.
0 Deaths per day. 23,777 total dead.
Deaths doubling every 0 days. CFR 1%. PFR 0.08%.
3,395,840 calculated infected (PFR: 0.7%). 33.7% of Sweden population
DATA EMBARGOED
Sweden


Switzerland (Population: 8,123,000)
Daily Rate Infection / Death / Recovery: 0% / 0% / 0%
0 Infections per day. 1,297,023 official infected
Infections doubling every 0 days.
0 Deaths per day. 14,210 total dead.
Deaths doubling every 0 days. CFR 1%. PFR 0.09%.
2,030,400 calculated infected (PFR: 0.7%). 25.0% of Switzerland population
DATA EMBARGOED
Switzerland


Turkey (Population: 82,215,000)
Daily Rate Infection / Death / Recovery: 0% / 0% / 0%
0 Infections per day. 1,297,023 official infected
Infections doubling every 0 days.
0 Deaths per day. 101,802 total dead.
Deaths doubling every 0 days. CFR 1%. PFR 0.02%.
14,408,303 calculated infected (PFR: 0.7%). 17.6% of Turkey population
DATA EMBARGOED
Turkey

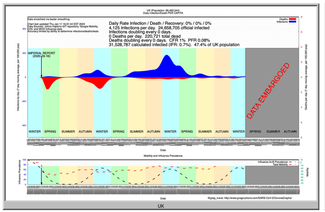
UK (Population: 66,650,000)
Daily Rate Infection / Death / Recovery: 0% / 0% / 0%
0 Infections per day. 1,297,023 official infected
Infections doubling every 0 days.
0 Deaths per day. 220,721 total dead.
Deaths doubling every 0 days. CFR 1%. PFR 0.08%.
31,026,787 calculated infected (PFR: 0.7%). 47.4% of UK population
DATA EMBARGOED
UK


Ukraine (Population: 44,110,000)
Daily Rate Infection / Death / Recovery: 0% / 0% / 0%
0 Infections per day. 1,297,023 official infected
Infections doubling every 0 days.
0 Deaths per day. 110,260 total dead.
Deaths doubling every 0 days. CFR 1%. PFR 0.08%.
17,041,751 calculated infected (PFR: 0.7%). 32.7% of Ukraine population
DATA EMBARGOED
Ukraine